

*Borough of Buena  
Municipal Utilities Authority*

*616 Central Avenue*

*P.O. Box 696*

*Minotola, New Jersey 08341*

*Atlantic County*

*(856) 697-1781 Phone*

*(856) 697-1781 Fax*

**Water and Sanitary Sewer Application**  
*(Except Single Homes)*

1. Requirements:
  - A. Application to be filed in duplicate
  - B. The fee of 6% of the estimated construction cost of the improvement must accompany the application. Said fee will be placed in an escrow account for review of the application and inspection when constructed. Time expended in excess of the escrow will be billed accordingly. Conversely, any unexpended funds will be returned to the applicant.
  - C. Application must be submitted at least 30 calendar days prior to the next regularly scheduled meeting of the Authority.
  - D. If an approval is granted to this application, the list of conditions will be reported. Said list of conditions must be satisfied in order to achieve a final approval.

2. Applicant:

A. Name:

---

B. Address:

---

C. Telephone #:

---

D. Fax

---

E. Email

---

F. Affiliation with Project:

---

3. Owner of Parcel (if other than applicant)

A. Name:

---

B. Address:

---

C. Telephone #:

---

4. Engineer Designing Project

A. Name of Firm:

---

B. Contact:

---

C. Address:

---

D. Telephone #:

\_\_\_\_\_

E. Fax:

\_\_\_\_\_

F. Email

\_\_\_\_\_

5. Project:

A. Name:

\_\_\_\_\_

B. Blk(s): \_\_\_\_\_ Lot(s): \_\_\_\_\_

C. Tax Map Sheet(s):

\_\_\_\_\_

D. Street Address:

\_\_\_\_\_

E. Total Acreage:

\_\_\_\_\_

F. Buildable Acreage:

\_\_\_\_\_

6. Square Footage of Project: \_\_\_\_\_

7. Estimate of Gallonage Required: \_\_\_\_\_

(To be reviewed and approved by BBMUA Engineer)

8. List of all other Approvals                      Date approved

- A. \_\_\_\_\_
- B. \_\_\_\_\_
- C. \_\_\_\_\_
- D. \_\_\_\_\_
- E. \_\_\_\_\_
- F. \_\_\_\_\_
- G. \_\_\_\_\_

8. Design Characteristics:

- A. Can connection occur to an adequate sanitary sewer and water main Y\_\_\_\_N\_\_\_\_
- B. Where will project connect \_\_\_\_\_
- C. Are on-site improvements necessary Y\_\_\_\_N\_\_\_\_
- D. Will the on-site sanitary sewer improvements be gravity or force main/pump station or both G\_\_\_\_F\_\_\_\_B\_\_\_\_
- E. Are off-site sanitary sewer improvements necessary Y\_\_\_\_N\_\_\_\_
- F. Will the off-site improvements be gravity or force main/pump station or both G\_\_\_\_F\_\_\_\_B\_\_\_\_

10. Engineer's estimate of total water and sanitary sewer improvements, including pump station mains, hydrants, valves, easements and right of ways:

\$ \_\_\_\_\_

11. Other Considerations:

A. Will applicant dedicate to the  
BBMUA all water and sanitary  
improvements

Y \_\_\_\_\_ N \_\_\_\_\_

B. Will applicant provide all necessary  
easements and right of ways to the  
BBMUA

Y \_\_\_\_\_ N \_\_\_\_\_

C. Will applicant post performance and  
maintenance bonds

Y \_\_\_\_\_ N \_\_\_\_\_

12. List plans and other material accompanying application:

A. \_\_\_\_\_

B. \_\_\_\_\_

C. \_\_\_\_\_

D. \_\_\_\_\_

13. Signature of applicant: \_\_\_\_\_

---

For BBMUA use only:

Date received: \_\_\_\_\_

Fee collected: \_\_\_\_\_

Action by BBMUA: Date: Approved \_\_\_\_\_ Disapproved \_\_\_\_\_

Comments: \_\_\_\_\_  
\_\_\_\_\_  
\_\_\_\_\_  
\_\_\_\_\_  
\_\_\_\_\_

Signature of Authority  
Representative \_\_\_\_\_



**Borough of Buena  
Municipal Utilities Authority**

**COMMERCIAL**

**ALLOCATION AGREEMENT**

**THIS AGREEMENT** made this \_\_\_\_\_ day of \_\_\_\_\_, by and between the  
Borough of Buena MUA, (hereinafter called the "Authority") and (Name and Address of  
Developer, hereinafter called the "Developer."

---

**WITNESSETH:**

**WHEREAS**, a sanitary sewer and water allocation has been offered to the Developer for  
\_\_\_\_\_ Equivalent Domestic Consumer Units (EDU's) pursuant to the allocation policy  
of the Authority approved and adopted on \_\_\_\_\_

**WHEREAS**, the Developer has accepted the gallonage allocation for \_\_\_\_\_ EDU's in  
accordance with said allocation policy and for the reasons set forth in the Authority's  
Allocation Resolution for the Developer's Project;

**NOW, THEREFORE, FOR AND IN CONSIDERATION** of the signing of this Agreement  
by the respective parties and further consideration of the terms and covenants of this  
Agreement and the mutual benefits to be gained by the parties hereto; and in further  
consideration of the sum of One Dollar (\$1.00) good and lawful money of the United States



by and between the parties hereto at the execution of this Agreement, receipt of which is hereby acknowledged, the parties do hereby agree as follows;

**SECTION 1:** The Authority agrees to allocate water and sanitary sewer capacity at the Borough of Buena MUA Treatment Plant Facilities to the Developer for \_\_\_\_\_ EDU's in accordance with Schedule "A" and the connection permit attached as Schedule "B".

**SECTION 2:** The Developer understands and agrees that the allocation made herein is for the development described in Schedule "A" and shall not be transferred to any other development project. In the event that the described development for which the allocation has been granted is to be conveyed/transferred to another party, the Developer shall provide written notice to the Authority of its intention to make such a

---

conveyance/transfer before it is to become effective. Prior to said conveyance, the prospective purchaser/transferee shall agree in writing to the Authority that it will assume all obligations of the Developer pursuant to this Agreement and be substituted therein by an amendment to this Agreement on the date of conveyance.

**SECTION 3:** The Developer has requested the gallonage allocation granted in Section 1 of this Agreement and agrees to obtain building permits within 18 months from the date of this contract. Any additional gallonage allocation will only be offered to the Developer in accordance with the Authority's allocation policy.

- A. The Developer agrees to pay connection fees for the number of EDU's allocated in accordance with the Authority's fee schedule in effect at such time. All connection fees for each phase of the Project shall be paid to the Authority no later than 45 days from the date of this Agreement.**
- B. Prior to the issuance of letter to the Building Inspector verifying final sanitary sewer and water approval and payment of connection fees, the Developer agrees to provide to the BBMUA a Performance Guarantee in the amount required for any off-tract sewer improvement and /or any on-site improvement to be dedicated to the BBMUA. Upon completion of the improvements, a one year maintenance bond will be required. The bond must be in the amount of 10% of sewer construction cost as verified by the applicant and contractor and agreed upon by the BBMUA.**
- 

**The Developer agrees that if it shall not be able to obtain a building permit within the 18 month time period, the allocation shall then be rescinded by the Authority in accordance with its policy and rules and regulations.**

**In such an event, the Authority may re-allocate any sewage or water capacity allocation which shall have been rescinded pursuant to Subsection C of this Agreement to another qualified application pursuant to Authority policy, and the Authority shall thereafter refund to the Developer the connection fees paid pursuant to Section 3A of this Agreement with respect to such allocation or part thereof, subject to Section 3F.**

**The Authority shall not be required to make a refund payment for connection fees pursuant to Subsection 3D, of this Agreement until such time as the Authority by that qualified applicant of its connection fees.**

A failure to comply with Section 3A, 3B, and 3C of this Agreement shall be considered a breach of a material provision of this Agreement and the Developer shall forfeit its right to the gallonage allocation referred to in Section 1 of this Agreement and this Agreement shall be rendered null and void and no further legal effect.

**SECTION 4:** Should the Developer for any reason be unable to obtain all or part of his building permits within the 18 month period, the Authority may, at its option, agree with the Developer to a deviation from established requirement. In order for the Authority to consider any deviation, the Developer shall be required to state in writing to the Authority good cause as to the reason or reasons why the Developer requires such a deviation in order to complete the phasing schedule. The statement showing good cause must include a chronological history of the Development, with exhibits, demonstrating a bona fide effort to pursue the project and an attached schedule reflecting the development plans, together with a revised construction timetable. Notwithstanding the submission of such documentation, the Authority is not required to grant a deviation from the phasing requirements. Exhibit 2 of the allocation policy (exemption form) has been provided for this purpose.

Should the project be granted an extension, beginning with the first billing after the 18 month period has lapsed, a semi-annual charge in accordance with the prevailing rate structure will commence to the sewerage units not utilized.

**SECTION 5:** The Developer agrees to abide by all of the terms and conditions required by the prevailing rules and regulations of the Authority as well as any County, State or federal rules and regulations and statutes that would control or regulate the Development.

**SECTION 6:** The payment of the connection fees to the Authority by the Developer at the time required by Authority rules and regulations represents prepaid connections to the Authority in accordance with Schedule "A" herein and reserves those connections to the Developer. The Developer shall, at its own expense, construct all mains, pumping stations, lines, and other appurtenances necessary to connect the sewage to existing sewerage and water facilities of the Borough of Buena Municipal Utility Authority, as shown on the plans and specifications which shall be filed by the Developer with the Authority and approved by the Authority Engineer.

**SECTION 7:** The Developer agrees to grant to the Authority such easements in its property as may be necessary for the Authority to maintain the sanitary sewer and water lines following construction of same by the Developer and acceptance of same by the Authority.

**SECTION 8:** Neither the Authority nor the Developer shall be deemed in default with respect to any of the terms, covenants or conditions of this Agreement if its failure to perform any term, covenant or condition is due to any governmental regulation, strike, lock-out, labor dispute, civil commotion, or like operation, invasion, rebellion, hostilities, military or usurped power, sabotage, act of God, fire or other casualty or other cause similar to those enumerated in this Section, beyond its control.

**SECTION 9:** This Agreement contains the entire understanding and agreement between the parties with respect to the subject matter hereof.

This Agreement shall be governed by and construed in accordance with the laws of the State of New Jersey.

**The terms, conditions and provisions of this Agreement shall ensure to the benefit of, and be binding upon, the parties hereto and their respective successors and assigns, but the terms, conditions and provisions of this Agreement shall not be deemed to be for the benefit of any other party.**

**This Agreement may be executed in multiple copies and if so executed, each executed copy of the Agreement shall be deemed an original.**

**Attached to this Agreement and made a part hereof is Schedule "A" which consists of One page.**

**SECTION 10: Notice of any breach of this Agreement, or any other notice pursuant to this Agreement, shall be sent to the Authority at:**

---

**Developer Name and Address**

**IN WITNESS WHEREOF, the parties hereto have caused these presents to be executed and the corporate parties have caused the same to be executed by their proper corporate officers, all the day and year first above written.**

**ATTEST:                   BOROUGH OF BUENA MUNICIPAL UTILITIES  
                                  AUTHORITY**

**BY: \_\_\_\_\_**

**DATE: \_\_\_\_\_**

---

**ATTEST:                   DEVELOPER or OWNER if different than the DEVELOPER**

**BY: \_\_\_\_\_**

**DATE: \_\_\_\_\_**

Corporation Acknowledgement

State of New Jersey, County of \_\_\_\_\_ SS:

I certify that on \_\_\_\_\_, 20 ,

\_\_\_\_\_ personally came before me and this person  
acknowledged under oath, to my satisfaction that:

- (a) This person is the secretary of \_\_\_\_\_ the corporation  
named in this contract;
- (b) This person is the attesting witness to the signing of this contract by the proper  
corporate officer who is \_\_\_\_\_, the President of the  
\_\_\_\_\_ corporation;
- (c) The contract was signed and delivered by the corporation as its voluntary act duly  
authorized by a proper resolution of its Board of Directors;
- (d) This person knows the proper seal of the corporation which was affixed to this  
contract;
- (e) This person signed this proof to attest to the truth of these facts.

Signed: \_\_\_\_\_

Signed and sworn to before me on this

Day of \_\_\_\_\_, 20 .

\_\_\_\_\_  
Notary Public

Individual Acknowledgement

State of New Jersey, County of \_\_\_\_\_

} SS: Be it remembered, that on \_\_\_\_\_

\_\_\_\_\_ personally appeared \_\_\_\_\_, who, I am satisfied is/are the person/persons named in and who executed the within instrument, and thereupon he/she/they acknowledged that he/she/they signed, sealed and delivered the same as his/her/their voluntarily act and deed for the purposes therein expressed. All of which is hereby certified.

Signed: \_\_\_\_\_

Signed and sworn to before me on this \_\_\_\_\_

Day of \_\_\_\_\_

, 20 \_\_\_\_\_

\_\_\_\_\_  
Notary Public



SCHEDULE "A"

BOROUGH OF BUENA MUNICIPAL UTILITIES AUTHORITY  
DEVELOPER AND DEVELOPMENT ALLOCATION SCHEDULE

1. **Developer:**

\_\_\_\_\_

**Development Name:**

\_\_\_\_\_

**Development Location:**

Blk(s) \_\_\_\_\_ Lots \_\_\_\_\_

**Number of Dwelling Units:**

\_\_\_\_\_

**Allocation in GPD:**

\_\_\_\_\_

**Number of EDU's:**

\_\_\_\_\_

## BOROUGH OF BUENA

Borough of Buena Municipal  
Utilities Authority  
Gary Labo, Secretary



County of Atlantic

P.O. Box 696  
616 Central Ave  
Minotola, New Jersey  
08341

John Brunini  
Chairman

### BBMUA WATER CONNECTION POLICY AND PROCEDURE

All taps shall be installed by a NJ Licensed Plumber or a NJ Public Works Registered Utility Contractor and scheduled with the BBMUA between the hours of 7am to 4pm Monday through Friday with temperatures 55 degrees Fahrenheit or greater. The installer shall obtain and submit to the BBMUA: an approved road opening permit Borough, County or State as applicable, insurance certificate and utility mark out confirmation prior to any excavation. The installer shall also be responsible for all site safety. At the time of installation the tap to the curb stop must be inspected by a BBMUA employee (DO NOT COVER UNLESS INSPECTED). The BBMUA employee will verify that the installation is correct. At this point the local plumbing inspector can inspect the service from the curb stop into the structure. All material used must be approved by the BBMUA (approved material list and specifications attached).

---

PHONE:(856)697-1784 FAX:(856)697-1434  
BBMUA IS AN EQUAL OPPORTUNITY EMPLOYER

## MATERIAL LIST & SPECIFICATIONS

**Minimum 1 "K Copper Tubing** (no set brand) is required from the tapping sleeve to the curb stop a 60' roll is available for long side services for 1" and 40' for 2". A minimum depth of 42" to a maximum depth of 48" is required. Backfill all exposed plumbing by hand and compact accordingly.

**Power Seal Full Wrap Stainless Steel Saddles** are required and tighten to a minimum of 50 ft. #'s of torque to a maximum of 70 ft. #'s of torque when installed to the PVC Water Main.

6" x 1" cc (3412AS)	6" x 2" cc (3412AS)
8" x 1" cc (3412AS)	8" x 2" cc (3412AS)
10" x 1" cc (3412AS)	10" x 2" cc (3412AS)

### **Mueller Corporation Stop**

1" compression x cc (H15008)  
2" compression x cc (H15013)

### **Mueller Curb Stop**

1" female iron pipe x compression (H15172)  
2" female iron pipe x compression (H15172)  
Curb stop must be located in road right of way.

### **Mueller Curb Box (Erie Style) with Stationary Rod for 1" Services**

4' (A-712 Box), 27" (82863 Rod)  
Curb box must be located in road right of way.

### **Valveco Buffalo Curb Box with Enlarged Base for 2" Services**

4' (93D with enlarged base)  
Curb box must be located in road right of way.

### **Mueller Compression Union for 2" Long Side Service**

2" compression x compression union (H15403)

---

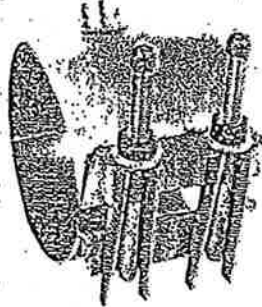
~~Buena Borough M.U.A. 856-697-0450 (Plant)~~

Water Works Supply Company Inc. 609-567-6330 (Parts)

# SERVICE SADDLES



## MODEL 3412AS ALL STAINLESS SADDLE



**PANEL & LIFTER BAR:** Type 304 (18-8) Stainless Steel per ASTM A240.  
**BOLTS & NUTS:** Type 304 (18-8) Stainless Steel per ASTM A193 and A194. NOTE: Hex nuts are furnished with fusion bonded coating to prevent seizing and galling.  
**WASHERS:** Delrin per MIL-A50424.  
**LUGS:** Type 304 (18-8) Stainless Steel per ASTM A240.  
**OUTLET:** Type 304 (18-8) Stainless Steel per ASTM A276.  
**GASKET:** Patented SBR TwinSeal® dual o-ring design incorporating both hydrostatic and mechanical forces to affect a dynamic seal.



Pipe Size		Pipe OD Range		Double Stud Design for All Pipe Materials						Width	
Custom Sizes and Ranges Available				3/4 CC or NPT Outlet	1 CC or NPT Outlet	1 1/4 CC or NPT Outlet	1 1/2 CC or NPT Outlet	2 NPT Outlet	2 CC Outlet	In.	mm.
In.	mm.	In.	mm.								
3	80	3.48-3.52	88-90	\$110.10			\$117.30		\$127.70	6	150
3 1/2	90	3.98-4.02	101-102	\$110.10			\$117.30		\$127.70	6	150
4	100	4.50-4.80	114-122	\$111.30			\$118.60		\$129.10	6	150
5	125	5.54-5.84	141-148	\$113.10			\$124.30		\$134.70	6	150
6	150	6.63-6.90	168-175	\$115.20			\$126.30		\$136.80	6	150
8	200	8.63-9.05	219-230	\$117.30			\$131.80		\$142.20	6	150
10	250	10.75-11.10	273-282	\$120.90			\$138.90		\$149.40	6	150
12	300	12.75-13.20	324-335	\$126.30			\$146.70		\$157.10	6	150

Machine inserted corporation stops were developed by Hieronymus Mueller in conjunction with his development of the drilling and tapping machine used to make pressure taps in water mains. During the development of the machine inserted corporation stop, Mr. Mueller designed an inlet thread which became known as the MUELLER or "CC" thread. This thread form was eventually adopted by the American Water Works Association and is listed in ANSI/AWWA Standard C800 as the AWWA Taper thread.

MUELLER Co. pioneered other design concepts in the waterworks industry such as the copper flare connection, MUELLER 110® Compression Connection and the MUELLER ORISEAL® Valves, which


use O-ring seals to assure leak-tight performance.

MUELLER Co. offers corporation stops in three designs: machined key (commonly referred to as ground key), ORISEAL type (1-1/2" and 2" sizes only) and ball type.

All three designs are available with a wide range of inlet/outlet combinations including the MUELLER 110 Compression Connection and Pack Joint Connection. These three designs are all compatible with the MUELLER line of drilling and tapping machines, and small drilling machines.

## MUELLER 300™ Ball Type Corporation Valves

- ❑ BLOW-OUT PROOF STEM DESIGN - prevents separation and assures dependable, safe operation.
- ❑ HEAVY BRASS COMPONENTS - are constructed of 85-5-5-5 ASTM B62 brass for strength and durability.
- ❑ STRAIGHT-DESIGN - allows maximum flow with minimum pressure loss.
- ❑ MANUFACTURED AND TESTED - to ANSI/AWWA C800 standard.
- ❑ DOUBLE O-RING STEM SEALS - are supported in precision machined grooves and provide secure, leak tight sealing.
- ❑ STAINLESS STEEL REINFORCED SEAT SEAL - assures reliable seal under full flow and pressure.
- ❑ 300 PSIG - maximum working pressure.
- ❑ EXTRA STRONG - key to ball connection provides strong, reliable performance and resists breakage.
- ❑ OUTLETS - include copper flare connection, MUELLER 110 Compression Connection, MUELLER INSTA-TITE, Pack Joint Connection and iron pipe thread connection.
- ❑ STEM ROTATION - full 360 degree.
- ❑ END PIECE O-RING - provides secondary seal to prevent leakage.
- ❑ FLUOROCARBON COATED BALL - ensures smooth, easy turning operation.



# MUELLER® 300™ BALL CURB VALVE

Mueller Co.

7.1


Rev. 4-01

The MUELLER 300 Ball Valve is an optimized design combining a strong, reliable ball/stem connection with other desired features, including a blow-

out-proof stem, double O-rings and a 300 psig working pressure rating. The design offers true bi-directional (two way) flow.

## MUELLER 300 Ball Curb Valve

- BLOW-OUT-PROOF STEM DESIGN** - prevents separation and assures dependable, safe operation.
- OPTIMIZED KEY TO BALL CONNECTION** provides strong, reliable performance and resists breakage.
- FULL THREAD DEPTH** - and drill depth on F.I.P. thread ends (meets ANSI/AWWA C800 Standard).
- FULL ROUNDWAY** provides straight-through flow (reduced port available).
- END PIECES O-RING SEALED** - to provide additional protection against leaking.
- MANUFACTURED AND TESTED** - to ANSI/AWWA C800 Standard.
- DOUBLE O-RING SEALS** - are supported in precision machined grooves and provide secure, leak-tight sealing.
- 300 PSIG** - maximum working pressure.
- QUARTER TURN CHECK** - is integrally cast on body to assure positive action. Checkless 360° turn is optional.
- FLUOROCARBON COATED BALL** - ensures smooth, easy turning operation.
- STAINLESS STEEL REINFORCED SEAT** assures reliable seal under full flow and pressure.
- END CONNECTIONS** include copper flare, MUELLER 110° Compression Connection, Pack Joint Connection, Copper Flare, M.I.P. and F.I.P. thread.
- HEAVY BRASS COMPONENTS** - constructed of solid 85-5-5 ASTM B62 brass for strength and durability.
- SUITABLE** - for use as test valves on Backflow Preventers (complies with Notice 89-001 of F.C.C.C. and H.R.).





# CURB BOXES - EXTENSION TYPE WITH ARCH PATTERN BASE

Mueller Co.

7.25

Rev. 8-04

## Dimensions and Optional Stationary Rod

### H-10306 and H-10308 Curb Boxes

Curb box catalog number	Box length extended		Box length fully retracted		Weight		Optional stationary rod	
	Inch	mm	Inch	mm	lbs.	kg.	Part No.	L'gth inch
H-10306  1-1/4" upper section	24	610	18.00	457.0	12.0	5.4	84774	12.75
	30	762	18.00	457.0	14.0	6.4	84346	15.0
	36	914	24.00	610.0	15.0	6.8	84275	21.0
	42	1067	30.00	762.0	16.0	7.3	84233	27.0
	48	1219	36.00	914.0	17.0	7.7	84245	33.0
	54	1372	42.00	1067.0	18.0	8.2	84247	39.0
	60	1524	48.00	1219.0	19.0	8.6	84154	45.0
	66	1676	54.00	1372.0	20.0	9.1	84261	51.0
	72	1829	60.00	1524.0	22.0	10.0	84341	57.0
	78	1981	66.00	1676.0	23.0	10.4	84297	63.0
	84	2134	72.00	1829.0	24.0	10.9	84152	69.0
	90	2286	78.00	1981.0	25.0	11.3	88703	75.0
96	2438	84.00	2143.0	26.0	11.8	84274	81.0	
H-10308  1-1/2" upper section	24	610	20.44	519.2	13.0	5.9		
	30	762	20.44	519.2	15.0	6.8	84742	15.0
	36	914	24.00	610.0	16.0	7.3	84256	21.0
	42	1067	30.00	762.0	17.0	7.7	84326	27.0
	48	1219	36.00	914.0	18.0	8.2	84305	33.0
	54	1372	42.00	1067.0	20.0	9.1	84338	39.0
	60	1524	48.00	1219.0	21.0	9.5	84353	45.0
	66	1676	54.00	1372.0	22.0	10.0	88702	51.0
	72	1829	60.00	1524.0	23.0	10.4	84255	57.0
	78	1981	66.00	1676.0	25.0	11.3	83299	63.0
	84	2134	72.00	1829.0	26.0	11.8	80643	69.0
	90	2286	78.00	1981.0	27.0	12.2	84832	75.0
96	2438	84.00	2143.0	28.0	12.7	88139	81.0	

### H-10310, H-10314 and H-10334 Curb boxes

Curb box catalog number	Box length extended		Box length fully retracted		Weight		Optional stationary rod	
	Inch	mm	Inch	mm	lbs.	kg.	Part No.	L'gth inches
H-10310  2" upper section	24	610	21.44	544.5	21.0	9.5		
	30	762	21.44	544.5	23.0	10.4	84146	15.0
	36	914	24.00	610.0	25.0	11.3	84162	21.0
	42	1067	30.00	762.0	27.0	12.2	84147	27.0
	48	1219	36.00	914.0	28.0	12.7	84176	33.0
	54	1372	42.00	1067.0	30.0	13.6	84139	39.0
	60	1524	48.00	1219.0	32.0	14.5	84140	45.0
	66	1676	54.00	1372.0	34.0	15.4	84128	51.0
	72	1829	60.00	1524.0	35.0	15.9	84143	57.0
	78	1981	66.00	1676.0	37.0	16.8	84222	63.0
	84	2134	72.00	1829.0	39.0	17.7	84169	69.0
	90	2286	78.00	1981.0	41.0	18.6		
96	2438	84.00	2134.0	43.0	19.5			
H-10314**	24	610	18.00	305.0	9.5	4.3	82875	11.25
H-10334**	30	762	18.00	457.0	10.0	4.5	82892	16.75
1" upper section	36	914	24.00	610.0	11.0	5.0	82862	21.0
	42	1067	30.00	762.0	12.0	5.4	82863	27.0
	48	1219	36.00	914.0	14.0	6.4	82864	33.0
	54	1372	42.00	1067.0	15.0	6.8	82865	39.0
	60	1524	48.00	1219.0	16.0	7.3	82866	45.0
	66	1676	54.00	1372.0	17.0	7.7	82867	51.0
	72	1829	60.00	1524.0	18.0	8.2	82868	57.0
	78	1981	66.00	1676.0	19.0	8.6	82869	63.0
	84	2134	72.00	1829.0	20.0	9.1	82870	69.0
	90	2286	78.00	1981.0	21.0	9.5	82871	75.0

### Extra lids and plug

Lids are cast iron with an integrally cast brass bushing which allows for easy removal of pentagon plug.

*pin style lids whole*



Lid with Plug



Plug only



One piece lid

Curb box catalog number	One piece lid Part number	Lid with brass pentagon plug - Part number	Lid with brass bushing and cast iron plug	Plug part only number	
				Cast Iron	Brass
H-10306		89369	89375	58039	63670
H-10308		581642	89980	58116	63683
H-10310		681714	89981	59478	63684
H-10314	89982				
H-10334		89376	89376		36571

\* Stationary rods are supplied with H-10314 and H-10334 only. Stationary rods are optional with all other boxes shown on this page and must be ordered separately.

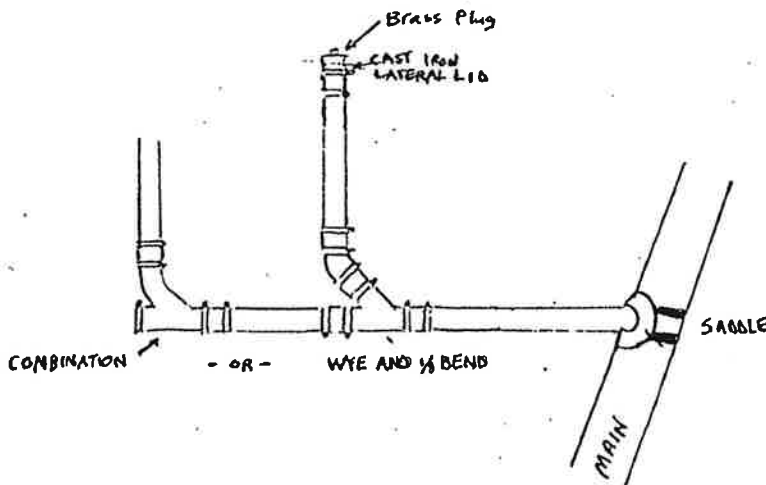
\*\* The H-10314 and H-10334 boxes are the same except the H-10314 is furnished with a one piece lid, the H-10334 has a combination lid and pentagon plug.

**TO ORDER BOXES SPECIFY EXTENDED LENGTH AND CATALOG NUMBER**

## Borough of Buena Municipal Utilities Authority Sewer Tap Installation Policy

The Borough of Buena Municipal Utilities Authority requires all plumbers at the time of tapping sewer main to install a one way cleanout, ie: combination Y & 1/8 facing towards the sewer main. This cleanout shall be located in the road right of way and accessible to the BBMUA. The riser shall have a ferrous metal ie: cast iron lateral lid with a brass plug. Also, the sewer saddle must be approved ie: stainless steel strap by the BBMUA. These requirements must be inspected by the BBMUA at the time of installation. This inspection is in addition to the required plumbing inspection of Buena Borough.

ie:





**Connection Fee:**

---

**Building Permits to be Obtained by:**

---

**(18 months from date of allocation)**

---

---

**Approved by BBMUA Engineer**

---

**Signature of Engineer**

---

**Date**

**Approved by BBMUA Board**

---

**Signature of Board Chairman/ Representative**

---

**Date**